

★ OFFICIAL ★
RUBY STAR
SOCIETY
PATTERN CO.

FLORIDA BEACH TOWEL

project sheet

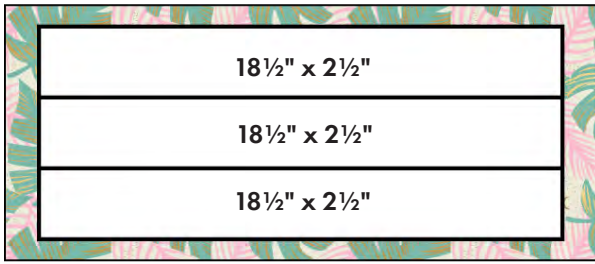


FABRIC BY SARAH WATTS

PS RS2022

CUTTING INSTRUCTIONS

From each fat eighth, cut (3) 18½" x 2½" rectangles.



TIP: USE A PRECUT

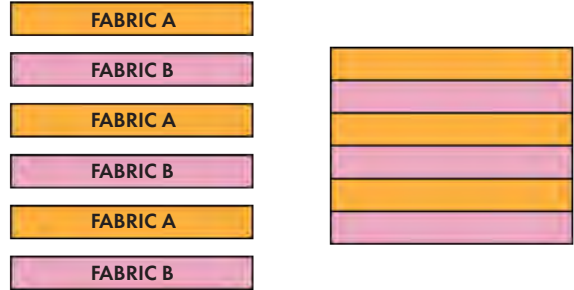
You can also make this towel from (30) precut 2½" width of fabric strips, it will just look a little different. From each strip, cut (2) pieces that are 18½" long. You'll only have two of each fabric instead of three, so you'll need to come up with your own fabric placement layout, but the construction process will be the same as follows.

SEWING INSTRUCTIONS


All seam allowances ¼" unless otherwise noted.

The Florida Beach towel is comprised of (10) blocks, each made with two sets of three strips.

To piece one block, join six strips together along long edges, alternating between two fabrics.




Make (1) each of all blocks shown below. Press seams of all blocks in left column towards bottom; press seams of all blocks in right column towards top.



Join blocks into rows as shown below, nesting seam allowances to help with alignment. Press center seam of each row in alternating directions. For example, press the first row to the right, the second to the left, the third to the right, etc.

Join rows to finish quilt top, nesting center seams to help with alignment. Press entire quilt top for a nice finish.

Baste, quilt and bind as desired. Binding yardage is for 2½" crossgrain binding.



TIP: MAKE IT EXTRA BEACHY

Instead of using batting and a backing fabric like you normally would, skip the batting and use terrycloth for the back. The terrycloth is thick and plushy so there's no need for batting. You can use terrycloth yardage, but this is also a great chance to upcycle a towel! The terrycloth will make the finished quilt much more absorbent than a typical quilt so you'll be able to actually use it for drying off after a swim. Baste and quilt the terrycloth to the quilt top following your normal method, but use extra pins as terrycloth can be a little more wiggly than quilting cotton. Bind as usual.

YOU DID IT! YOU MADE A FLORIDA BEACH TOWEL!!

Be sure to use #rubystarsociety and #floridafabric when sharing your creations so we can see them!



FLORIDA BEACH TOWEL

Here's a new use for a quilt - a beach towel! And not just a beach blanket - you can skip the batting and use terrycloth for the backing to make a soft and absorbent wrap for post-swim lounging. This is a great chance to upcycle a towel!


All fabrics are from Florida by Sarah Watts for Ruby Star Society.



36" x 60"

FABRIC REQUIREMENTS

(20) Fat Eighths (fat eighth = 9" x 21")



BINDING: $\frac{3}{8}$ yd

BACKING: 2 yds or at least 44"x68"

BATTING: at least 42" x 66" (skip if using terrycloth for backing)

★ RUBY STAR
SOCIETY ★

moda
FABRICS + SUPPLIES

PS RS2022



7 52106 57303 1

Copyright 2020 Ruby Star Society. Copying or otherwise redistributing is strictly prohibited. For personal use only.