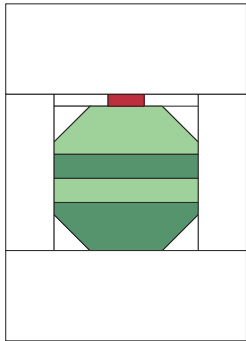


FILLER BLOCK 7:

MY FAVORITE ORNAMENT


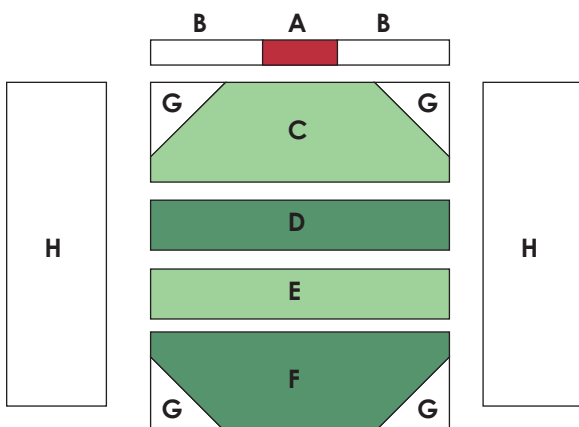

FINISH SIZE: 5" x 7"



CUT:

A - (1) $\frac{3}{4}$ " x $1\frac{1}{4}$ "**B** - (2) $\frac{3}{4}$ " x $1\frac{5}{8}$ "**C** - (1) $3\frac{1}{2}$ " x $1\frac{1}{2}$ "**D** - (1) $3\frac{1}{2}$ " x 1"**E** - (1) $3\frac{1}{2}$ " x 1"**F** - (1) $3\frac{1}{2}$ " x $1\frac{1}{2}$ "**G** - (4) $1\frac{1}{4}$ " x $1\frac{1}{4}$ "**H** - (2) $3\frac{3}{4}$ " x $1\frac{1}{2}$ "**I** - (2) $5\frac{1}{2}$ " x $2\frac{3}{8}$ "

TIP: For maximum accuracy, cut border pieces slightly larger and then trim block down to $5\frac{1}{2}$ " x $7\frac{1}{2}$ ". Cut (H) $3\frac{3}{4}$ " x 2" and (I) $6\frac{1}{2}$ " x $2\frac{7}{8}$ ".

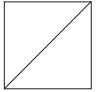


INSTRUCTIONS:

1. Make the Ornament Top section. Attach B pieces to either side of the A piece as shown. Press seams open.

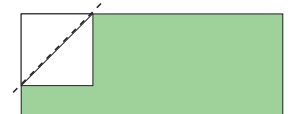


2. Use the sew & flip method to add Fabric G squares to the corners of Fabric C & F.

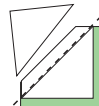


On the Wrong Side of the Fabric G squares, use a fabric pencil or other marking tool to draw a diagonal line across from corner to corner.

Line up (1) Fabric G square in the corner of Fabric C as shown, Right Sides Together. Pin to secure.



Stitch along the marked line. Trim off excess corner, leaving a scant $\frac{1}{4}$ " seam allowance. Press seam open or to the corner.



Repeat on opposite corner using another Fabric G square, making sure the marked seam line and the sewn seam make a 'curved' ornament top.

Trim unit to $3\frac{1}{2}$ " x $1\frac{1}{2}$ " if needed.

Repeat using remaining Fabric G squares and Fabric F.



Make 1 of each.
Trim to $3\frac{1}{2}$ " x $1\frac{1}{2}$ "

3. Assemble block as shown, pressing seams open. Block will measure $5\frac{1}{2}$ " x $7\frac{1}{2}$ ".

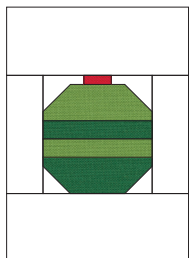
moda LETTERS TO SANTA QAL

FILLER BLOCK 7:

MY FAVORITE ORNAMENT

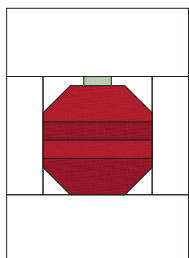
FINISH SIZE: 5" x 7"

FABRICS FOR MODA'S
BELLA SOLIDS QUILT:



Make 2 blocks using:

Bettys Red (123) - A
Fresh Grass (228) - C, E
Dill (77) - D, F



Make 1 block using:

Mint (133) - A
Christmas Red (16) - C, E
Country Red (17) - D, F

