

# MY FAVORITE WREATH IS MODA

A Festive Wall Hanging Based on Block 20 of  
My Favorite Color is Moda (PS9900 21)

Finished Size: 27" x 27"

FABRIC REQUIREMENTS:

6 Fat Quarters

Fabrics shown are from

*Home Sweet Holidays by Deb Strain*



© moda fabrics 2021 · all rights reserved



56001 15

Fabric 1 Cut:  
(2) 7"x7"  
(1) 3½"x3½"



56003 13

Fabric 4 Cut:  
(8) 3½"x3½"



56001 13

Fabric 2 Cut:  
(16) 4"x4"




56009 14

Fabric 5 Cut:  
(4) 3½"x12½"



56005 11

Fabric 3 Cut:  
(8) 4"x4"  
(8) 3½"x3½"



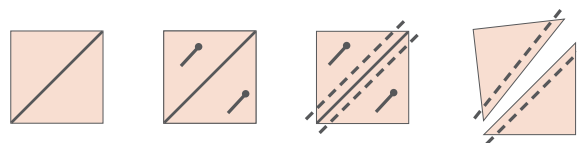
56007 15

Fabric 6 Cut:  
(2) 7"x7"  
(8) 4"x4"


## MAKE HALF SQUARE TRIANGLES:

Make two sizes of Half Square Triangles (HST) using the pairs of 7" squares, and all of the 4" squares. Pair up as shown to the right. This method yields 2-at-a-time HST's, so for every pair of fabrics you sew, you get (2) HST's.

1. Draw a diagonal line on the WRONG SIDE of the lighter square.
2. Layer your two squares RIGHT SIDES TOGETHER (RST) and pin to secure.
3. Stitch a scant 1/4" on either side of your marked line.
4. Cut into two HST along center line. Press seams open, and trim to needed sizes (noted for each HST to the right).



Fabric 1: (2) 7"x7" squares  
Fabric 6: (2) 7"x7" squares  
Make (4) HST; Trim Size: 6½"




Fabric 1: (8) 4"x4" squares  
Fabric 6: (8) 4"x4" squares  
Make (16) HST; Trim Size: 3½"



Fabric 1: (8) 4"x4" squares  
Fabric 3: (8) 4"x4" squares  
Make (16) HST; Trim Size: 3½"

## ASSEMBLE:

Arrange pieces according to block image above. Make (4) units for the corner sections. Each unit measures 12½" before sewing the final block together.



Make (4)  
Press seams open