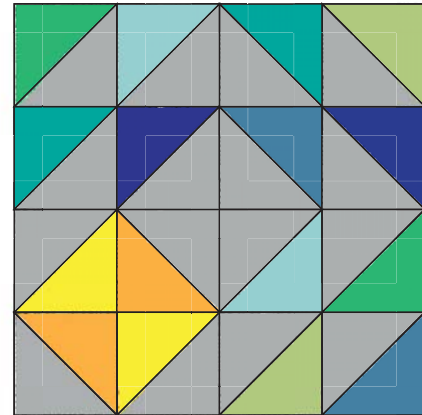
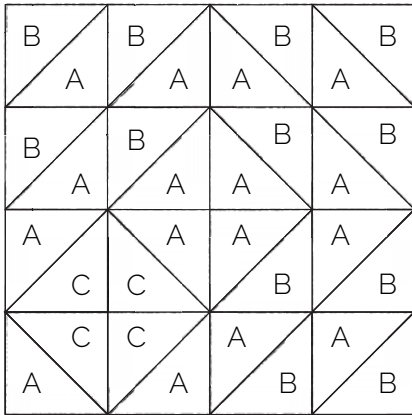


DIMENSIONS: 12" SQUARE FINISHED



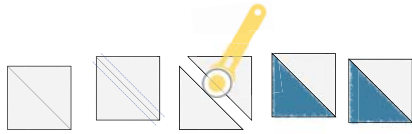
## INGREDIENTS

Fabric A	(8) 4" squares background
Fabric B	(6) 4" squares assorted blues/greens (representing the waves)
Fabric C	(2) 4" squares gold (representing the sun)

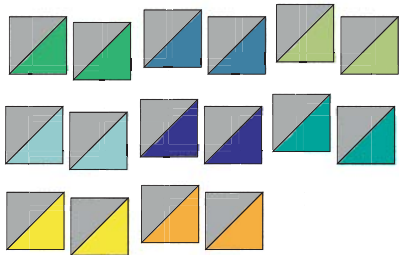
## INSTRUCTIONS

### MAKE HALF SQUARE TRIANGLES.

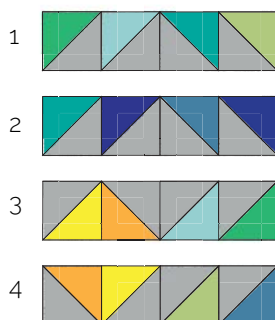
**1** Draw a diagonal line on the back of each Fabric B and C square. With right sides together, layer one on top of a background square and sew  $\frac{1}{4}$ " on each side of marked lines. Cut along the diagonal line. Press seams open to reduce bulk and trim squares to 3.5" square.



**2** Make 16 pairs of HSTs.

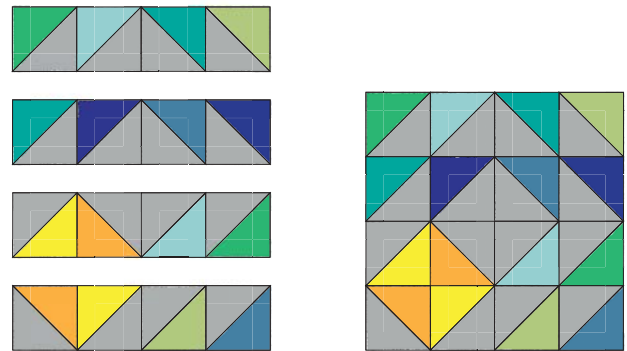


**3** Assemble half square triangle blocks into rows as shown. Press seams open.



### ASSEMBLE BLOCK

Combine rows together to form block.



This block measures 12.5" x 12.5" unfinished.